

# ELECTRIC TRACED SR TUBE BUNDLE

ITEM NUMBER: HTS-2T-HXR10-230627








## CONSTRUCTION

1. (2) 1/2" O.D. x .065" Wall Type 316/316L ASTM A269 Seamless Stainless Steel Process Tube (Heated)
2. 10 Watts/Ft 120 VAC High Temperature Self Regulating Heater (Customer supplied HTS-HXR10-11T0)
3. Aluminum Mylar Thermal Barrier
4. Non-Hygroscopic Inorganic Fibrous Glass Thermal Insulation
5. 125°C FR-TPE (Flame Retardant Thermoplastic Elastomer) Jacket



\*\*\* MTR 1100°F / 25mph Wind Speed \*\*\*

\*Line marking text: HTS-2T-HXR10-11T-230627\*

MECHANICAL SPECIFICATIONS										
	Nominal OD		Min. Bending Radius		Working Pressure <sup>1</sup>		Max. Continuous Length		Weight	
	Inches	Millimeter	Inches	Centimeter	PSI	Barg	Foot	Meter	Lbs/FT	Kgs/Me
	2.42	61.5	20	50.8	3078	212	250	76	1.30	1.93

<sup>1</sup> Working Pressure based on the MTR of this item in relation to the tables ASME B31.1-2001 and ASME B31.3-2001.

# ELECTRIC TRACED SR TUBE BUNDLE

ITEM NUMBER: HTS-2T-HXR10-230627



<b>TEMPERATURE SPECIFICATIONS</b>	<p>Max Temp. Rating <sup>1</sup>:</p> <p>°F      °C</p> <p>1100    593</p>	<p>Minimum Install. Temp <sup>2</sup>:</p> <p>°F      °C</p> <p>-50     -45</p>	<p>Design Temp. Maintenance</p> <p>°F      °C</p> <p>40      4</p>		<p>Low Ambient Temp.</p> <p>°F      °C</p> <p>0      -18</p>																	
	<p><sup>1</sup> Maximum Temperature Rating indicates the maximum temperature that the core of the bundle can withstand at the high ambient temperature of 80°F(26°C). Temperatures in excess of this rating may result in deterioration of the components. It does not represent maintenance temperature or rating of components distant from the core.</p>		<p><sup>2</sup> Minimum Installation Temperature relates to the brittleness of this item's jacket material, during installation.</p> <table border="1"> <thead> <tr> <th></th> <th>Low</th> <th>High</th> </tr> </thead> <tbody> <tr> <td>PVC</td> <td>-25°F/-31°C</td> <td>221°F/105°C</td> </tr> <tr> <td>DSJM</td> <td>-31°F/-35°C</td> <td>221°F/105°C</td> </tr> <tr> <td>TPU</td> <td>-45°F/-43°C</td> <td>212°F/100°C</td> </tr> <tr> <td>TPE</td> <td>-50°F/-45°C</td> <td>257°F/125°C</td> </tr> <tr> <td>PE</td> <td>-76°F/-60°C</td> <td>158°F/70°C</td> </tr> </tbody> </table>				Low	High	PVC	-25°F/-31°C	221°F/105°C	DSJM	-31°F/-35°C	221°F/105°C	TPU	-45°F/-43°C	212°F/100°C	TPE	-50°F/-45°C	257°F/125°C	PE	-76°F/-60°C
	Low	High																				
PVC	-25°F/-31°C	221°F/105°C																				
DSJM	-31°F/-35°C	221°F/105°C																				
TPU	-45°F/-43°C	212°F/100°C																				
TPE	-50°F/-45°C	257°F/125°C																				
PE	-76°F/-60°C	158°F/70°C																				
<b>ELECTRICAL SPECIFICATIONS</b>	<p>Voltage</p>	<p>Wattage Per</p> <p>Foot    Meter</p>	<p>Max Circuit Length</p> <p>Foot    Meter</p>		<p>Breaker Amps</p>																	
		120	10    33	0    0		30.00																
<div style="display: flex; align-items: flex-start;"> <div style="flex: 1;"> <p><b>General Info</b></p> <p>L = Length W = Watts I = Amps E = Volts</p> </div> <div style="flex: 2;"> <p><b>Power Adjustment Factors</b></p> <p>(Actual E<sup>2</sup>/Heater E<sup>2</sup>)*Heater W = Actual W e.g. (220V<sup>2</sup>/240V<sup>2</sup>)*18w/ft=15w/ft</p> <p><b>Total Wattage</b></p> <p>L*W= Total Wattage e.g. 100ft*18w/ft=1800 total wattage</p> </div> </div>																						