

ELECTRIC TRACED SR TUBE BUNDLE

ITEM NUMBER: HTS-1T-MXR10-230622








CONSTRUCTION

1. (1) 1/2" O.D. x .065" Wall Type 316/316L ASTM A269 Seamless Stainless Steel Process Tube (Heated)
2. 10 Watts/Ft 120 VAC High Temperature Self Regulating Heater (Customer supplied HTS-HXR10-11T0)
3. Aluminum Mylar Thermal Barrier
4. Non-Hygroscopic Inorganic Fibrous Glass Thermal Insulation
5. 105°C FR-DSJM (Flame Retardant Ultra Flexible PVC) Jacket



*** MTR 400°F / 25mph Wind Speed ***

Line marking text: HTS-1T-MXR10-11T-230622

MECHANICAL SPECIFICATIONS										
	Nominal OD		Min. Bending Radius		Working Pressure ¹		Max. Continuous Length		Weight	
	Inches	Millimeter	Inches	Centimeter	PSI	Barg	Foot	Meter	Lbs/FT	Kgs/Me
	1.6	40.6	11	27.9	4498	310	1000	305	0.71	1.06

¹ Working Pressure based on the MTR of this item in relation to the tables ASME B31.1-2001 and ASME B31.3-2001.

ELECTRIC TRACED SR TUBE BUNDLE

ITEM NUMBER: HTS-1T-HXR10-230624



TEMPERATURE SPECIFICATIONS			Design Temp. Maintenance		Low Ambient Temp.																			
	°F °C	°F °C	°F °C	°F °C	°F °C	°F °C																		
	400 204	-31 -35	40 4		0 -18																			
<p>¹ Maximum Temperature Rating indicates the maximum temperature that the core of the bundle can withstand at the high ambient temperature of 80°F(26°C). Temperatures in excess of this rating may result in deterioration of the components. It does not represent maintenance temperature or rating of components distant from the core.</p>			<p>² Minimum Installation Temperature relates to the brittleness of this item's jacket material, during installation.</p> <table border="1"> <thead> <tr> <th></th> <th>Low</th> <th>High</th> </tr> </thead> <tbody> <tr> <td>PVC</td> <td>-25°F/-31°C</td> <td>221°F/105°C</td> </tr> <tr> <td>DSJM</td> <td>-31°F/-35°C</td> <td>221°F/105°C</td> </tr> <tr> <td>TPU</td> <td>-45°F/-43°C</td> <td>212°F/100°C</td> </tr> <tr> <td>TPE</td> <td>-50°F/-45°C</td> <td>257°F/125°C</td> </tr> <tr> <td>PE</td> <td>-76°F/-60°C</td> <td>158°F/70°C</td> </tr> </tbody> </table>					Low	High	PVC	-25°F/-31°C	221°F/105°C	DSJM	-31°F/-35°C	221°F/105°C	TPU	-45°F/-43°C	212°F/100°C	TPE	-50°F/-45°C	257°F/125°C	PE	-76°F/-60°C	158°F/70°C
	Low	High																						
PVC	-25°F/-31°C	221°F/105°C																						
DSJM	-31°F/-35°C	221°F/105°C																						
TPU	-45°F/-43°C	212°F/100°C																						
TPE	-50°F/-45°C	257°F/125°C																						
PE	-76°F/-60°C	158°F/70°C																						
ELECTRICAL SPECIFICATIONS																								
	Voltage	Foot	Meter	Foot	Meter	Breaker Amps																		
	120	10	33	0	0	30.00																		
<p>General Info</p> <p>Power Adjustment Factors (Actual E²/Heater E²)*Heater W = Actual W e.g. (220V²/240V²)*18w/ft=15w/ft</p> <p>Total Wattage L*W= Total Wattage e.g. 100ft*18w/ft=1800 total wattage</p>																								

